



Udruga za poticanje razvoja ljudskih potencijala i kreativnosti Prizma
Hrvatske bratske zajednice 18, 23440 Gračac
Web: www.udrugaprizma.hr Email: info@udrugaprizma.hr
OIB: 11310394001 RNO: 0369349 IBAN: HR8923400091110783360

Training Course



Veli Iž, Croatia
May 21 - 27, 2023



Co-funded by
the European Union

Co-funded by the Erasmus+ Programme of the European Union.
This publication reflects the views only of the author, and the Commission cannot be held responsible for any use which may be made of the information contained therein.

Contents

Contents	2
Introduction	3
Methodology & Working flow	4
Training programme	5
Participants profile	5
Accommodation, working venue and food	6
Travel guide	7
Reaching the island	8
Financial conditions	9
Other information	10
Partners	11

Introduction

Just as media literacy is indispensable due to omnipresent media messages and new technologies, religious literacy is a skill essential for youth work because young people come from diverse cultural backgrounds with various beliefs and non-beliefs. European society is multicultural and multireligious. Youth from minority communities is even harder to reach, so youth workers need to improve intercultural communication, and this is facilitated by solid religious knowledge and open attitudes towards different worldviews. Due to its contribution to intercultural communication and raising awareness of diversity and cultural identities, religious literacy and ability to have an interreligious/intercultural dialogue is an important element of citizenship competence. As religion affects numerous aspects of the human experience both on individual and social level, understanding of key religious tenets is a crucial skill for youth workers.

Stephen Prothero, a leader in the field of religious literacy defined the term as “the ability to understand and use in one’s day-to-day life the basic building blocks of religious traditions — key terms, symbols, doctrines, practices, sayings, characters, metaphors, and narratives” (*Religious Literacy: What Every American Needs to Know — And Doesn't*, HarperOne 2007). According to Diane Moore, study of religion can serve to enhance rather than thwart critical thinking and cultural imagination regarding human agency and capacity because religious worldviews provide alternative frameworks from which to critique normative cultural assumptions. The same author also emphasised that the knowledge of basic tenets of the world’s religions is essential to a functioning democracy in our increasingly pluralistic age (*Overcoming Religious Illiteracy: A Cultural Studies Approach to the Study of Religion in Secondary Education*, Palgrave MacMillan 2007).

The ReLit training course aims to increase the quality of youth work of partner organisations in working with youth from diverse religious backgrounds. Activity’s aim will be achieved through three specific objectives:

- increasing knowledge and skills of partners' youth workers related to religious literacy
- equipping youth workers with non-formal tools to foster religious pluralism through youth work
- exchanging experiences of participating organisations on how to use non-formal education in affirming religious pluralism among youth.

Methodology & Working flow

The activity includes a preparatory stage, training course, dissemination and follow-up. In the **preparation phase**, participants will be engaged in a task-related exercise. They are going to read selected texts and/or watch videos as an introduction to the training topic.

We will use non-formal education methods during the training course. Training sessions include case studies, videos, presentations, research & analysis, group & individual work, storytelling, games, exchange of skills, knowledge, experiences and good practice in the field of youth work. The programme will be based on participatory methods in order to offer space for interaction between participants and sharing of ideas.

Participants will gain understanding of basic beliefs and practices of different religions, and develop cultural awareness and expression, including sensitivity towards religious diversity. They will also develop skills for effective intercultural dialogue and communication.

During the training course, we are going to encourage participants to reflect on their learning process and support them in writing a Youthpass certificate. At the end of the training course, we are going to provide a Youthpass certificate to all participants. In the spirit of informal and non-formal learning, there will be space for participants to contribute to the programme with their own knowledge and skills, undertake their own analyses, including reflections on competences acquired during the training course.

In the **dissemination** and follow-up phase, activity results are going to be disseminated through partners' networks. Dissemination strategy is going to be agreed during the training course according to partners' needs and capacities. Finally, together with other staff in their organisation, participants are going to evaluate the activity results six months after its end to measure its success. For that purpose, they will fill in an evaluation form designed by Udruga Prizma.

Therefore, we emphasise that participants need to be ready and willing **to participate in preparation and dissemination activities** too, not just the training course.

Training programme

	20.05.2023.	21.05.2023.	22.05.2023.	23.05.2023.	24.05.2023.	25.05.2023.	26.05.2023.	27.05.2023.	28.05.2023.
	Arrival day	Day 1	Day 2	Day 3	Day 4	Day 5	Day 6	Day 7	Departure day
08:00		Breakfast	Breakfast	Breakfast	Breakfast	Breakfast	Breakfast	Breakfast	Breakfast
09:00		Intro to the day	Intro to the day	Intro to the day	Intro to the day	Intro to the day	Intro to the day	Intro to the day	DEPARTURES
09:30		Getting to know each other	Interreligious dialogue	Hinduism	Islam	Buddhism	Exercise: Religion and human rights	Planning Dissemination	
10:15		Hopes, fears, expectations, contributions							
11:00		Coffee break	Coffee break	Coffee break	Coffee break	Coffee break	Coffee break		
11:30		Introduction to the Programme and Youthpass	Judaism	Christianity	Mid-Evaluation	Open Space for Exchange of Good Practices: Fostering Religious literacy - part 1	Fishbowl Conversation: Fostering FORB in Youth Work	Self-assessment for Youthpass Certificate	
12:30									
13:00		Lunch	Lunch	Lunch	Lunch	Lunch	Lunch		
15:30		Energiser	Energiser	Energiser	Energiser	Energiser	Energiser	Energiser	
15:45	ARRIVALS	World Cafe: Religious literacy	Exercise: Take a Step Forward	Exercise: Guess Who's Coming to the Party	Cultural and natural heritage of Veli iz	Open Space for Exchange of Good Practices: Fostering Religious literacy - part 2	Open Space for Exchange of Good Practices: Fostering Religious literacy - part 3	Youthpass Ceremony	
17:15		Coffee break	Coffee break	Coffee break		Coffee break	Coffee break	Coffee break	
17:30		Daily reflection	Daily reflection	Daily reflection	Daily reflection	Daily reflection	Daily reflection	Final Evaluation	
18:00		Free time	Free time	Free time	Free time	Free time	Free time	Free time	
18:30		Free time	Free time	Free time	Free time	Free time	Free time	Free time	
19:00	Dinner	Dinner	Dinner	Dinner	Barbecue night	Dinner	Dinner	Dinner	
20:30	Free time	Free time	Free time	Free time	Free time	Free time	Free time	Farewell party - intercultural evening	

Participants profile

Residents of Belgium, Italy, Croatia, Hungary, Slovakia or Spain, above 18 years old, actively involved in the field of youth work (project manager, project coordinator, teacher, social worker, youth worker, volunteer, animator etc.), and working with youth with fewer opportunities. Experience in activities related to religious literacy and interreligious dialogue is an advantage. Three participants are going to be selected from each partner organisation.

Experience in the field of youth work and motivation are decisive in selecting the participants. Please fill the application form completely and with dedication.

[APPLY NOW](#) (click)

Accommodation, working venue and food

Iž Island has become a central point for the activities of Prizma after we opened the space "DKC Školj" for trainings, exchanges and cultural events. The town of Veli Iž and its 400 inhabitants reside on the northern coast of the island. The former fishing village has a ferry operating regularly to Zadar. Veli Iž is known for its traditional pottery pieces, called Iški Lopizi, and for the Ižer olive oil.

Training sessions will take place in "DKC Školj". The venue has an indoor and outdoor space by the sea. Participants will be accommodated in nearby apartments with shared rooms.

Food (breakfast, lunch, dinner and coffee breaks), accommodation and materials necessary for participating in training sessions will be provided by the coordinating organisation. On the last training day, we are having an **intercultural evening**, so please bring some traditional food from your country.



Travel guide

Please do not buy flight tickets before our approval. To enter Croatia you will need a valid passport or, for citizens of the EU, a personal identity card will be enough.

Flying to Zadar

We recommend you to fly to Zadar (closest airport to Veli Iž), but you can also fly to Zagreb or Split. It takes about 45 mins from each airport to reach a bus or train terminal from where you can continue your trip to Zadar. Below you can find websites where you can check timetables and buy tickets. Timetables can change according to the time of the year and will be announced on the website. If it is not possible to buy a ticket online, don't worry, you can buy a ticket at the station. We recommend buying return bus tickets, but be sure to check the return schedule also because a return ticket must be used with the same bus operator.

Reaching Zadar by bus

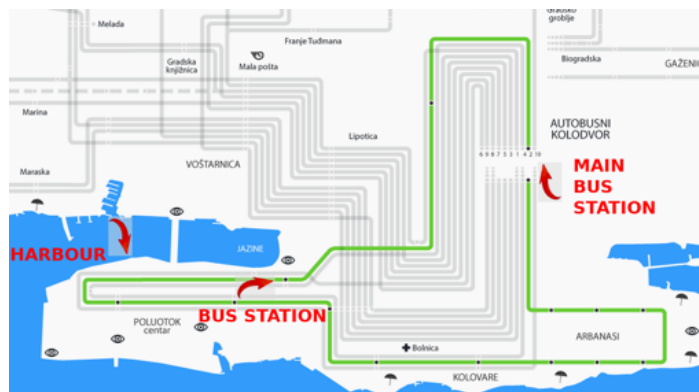
- from Zadar Airport - [schedule](#);
- from Split - [schedule](#);
- from Zagreb - [schedule](#).

Split Airport is connected both to Split (20 km) and to Trogir (just 6 km). There are many buses connecting Trogir and Zadar, so this is another travel option. There are no suitable train connections to Zadar.

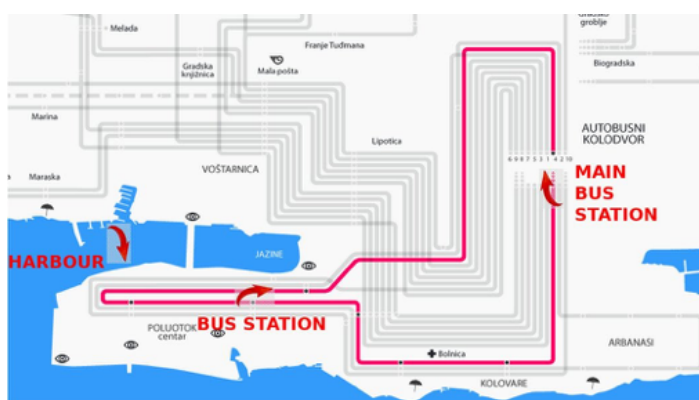
From Zadar Bus Terminal to Zadar Harbour

When you arrive at Zadar Bus Terminal, take a local bus to **Zadar Harbour** in the Old Town (do not go to the harbour Gaženica which is in the opposite direction). Take a [bus line](#) 2 or 4 to the bus stations near the harbour on Poluotok (semi peninsula). Ask the driver to tell you where it is more convenient and closest to get out at the harbour in the Old Town of Zadar.

If you decide to [walk](#), it takes around 30 minutes to arrive from the bus station to the harbour. You can use the [Next Bike](#) service as well. Next Bike stations are located in front of the bus station and in front of the harbour in the Old Town.



Bus line 2



Bus line 4

Reaching the island

There are two boat connections between Zadar Harbour and Veli Iž. [Jadrolinija](#) and [GV – Zadar](#). Please consult the catamaran/ferry timetables before searching for flight tickets and wait for our confirmation before buying the flight tickets.

Boat schedule for Saturday 20 May 2023:

10:00 AM Zadar → 10:55 Veli Iz (Jadrolinija lines)

15:00 PM Zadar → 16:15 PM Veli Iz (Boat “Anamarija” of GV Lines)

Boat schedule for Sunday 28 May 2023:

14:55 PM Veli Iz → 16:10 AM Zadar (Boat “Anamarija” of GV Lines)

18:35 PM Veli Iz → 19:50 PM Zadar (Boat “Anamarija” of GV Lines)

Boarding time always starts 30 minutes before departure. The departure location is "Zadar" and the arrival location is "Veli Iž" or "Iž Veli". The boat leaves from Zadar Harbour, which doesn't have a precise address - the coordinates are: 44°07'05.8"N 15°13'26.5"E.

Where to buy the ticket? Ticket offices are close to the departure place.

G&V Line Iadera
Poljana Natka Nodila, Zadar
+385 23 250 733
info@gv-zadar.hr

Jadrolinija Zadar Old Town
Liburnska obala 4, Zadar
+ 385 72 30 33 37
ag.zadar@jadrolinija.hr

Ticket costs around 3 EUR payable by cash and card. Ask at the ticket office for the name of the boat. You can also buy tickets online.

We will wait for you just in front of the arrival point of the boat on Veli Iž, and take you to your accommodation.

Financial conditions

Travel costs

Please **save all original travel documents** (public transport tickets: flight tickets, boarding passes, bus and train tickets). We will not be able to reimburse travel expenses incurred by private carriages such as taxis, Uber or Bolt if public transport is available. Carpooling is eligible (minimum two passengers in a vehicle). Travel costs will be reimbursed following the submission of original travel documents. We encourage you to use online check-in to minimise the effect on the environment and reduce administrative paperwork.

Reimbursements are going to be executed through bank transfer to the participant's sending organisation up to the maximum amount listed below. The maximum travel budget:

Spain	275 (320)€	Croatia	180 (210)€	Hungary	275 (320)€
Slovakia	275 (320)€	Belgium	275 (320)€	Italy	180 (210)€

Green travel: travels that use low-carbon emission for the main part of the travel such as buses, trains and car-pooling. The Erasmus+ programme foresees up to 4 days of additional individual support in case of green travel.

Health and travel insurance

We strongly encourage you to bring a **European Health Insurance card**.

The European Health Insurance Card (or EHIC) is issued free of charge and allows anyone who is insured by or covered by a statutory social security scheme of the EU to receive medical treatment in another member state for free or at a reduced cost, if that treatment becomes necessary during their visit. It covers treatment that is needed to allow you to continue your stay until your planned return. It also covers treatment of pre-existing medical conditions and routine maternity care, as long as you're not going abroad to give birth.

The EHIC is not an alternative to travel insurance. It does not cover any private medical healthcare. Therefore, it is important to have both an EHIC and a valid private travel insurance policy. **Udruga Prizma is going to purchase travel insurance for all selected participants.**

Other information

Emergency numbers

Here is a list of the most important telephone numbers in Croatia:

- (+385) 112 – emergency number
- (+385) 192 – police
- (+385) 193 – fire brigade
- (+385) 194 – ambulance
- (+385) 1987 – road assistance
- (+385) 1 4640 800- HAK (Croatian automobile club)
- (+385) 18981 – general information

Official currency

The official currency in the Republic of Croatia is euro (EUR).

[Weather conditions](#)

Partners



Belgium

Roots

roots-vlaanderen.be

Contact: Yunus Denizli

Yunus.Denizli@Roots-Vlaanderen.be



Slovakia

EduEra

eduera.sk

Contact: Dominika Bezdeková

dominika@eduera.sk



Spain

Arco Forum

arcoforum.es

Contact: Temirkhon Temirzoda

naziri@arcoforum.es




Hungary

Hang-Kép Kulturális Egyesület

hangkep.hu

Contact: Andrea Keresztesi

hangkepe@gmail.com



Italy

Ottovolante

associazioneottovolante.com

Contact: Davide Banin

associazioneottovolante@gmail.com



Croatia

Udruga ISKRA

iskra-waldorf-hrvatska.hr

Contact: Srđan Ferencak

srdan.ferencak@gmail.com



Croatia

Centar za međureligijski dijalog

Centre-for-Interreligious-Dialogue

Contact: Vedran Obućina

v_obucina@yahoo.com



Croatia

Udruga Prizma

udrugaprizma.hr

Contact: Karlo Brunović

karlo@udrugaprizma.hr

For any inquiry, assistance or help please contact your sending organisation, or directly Udruga Prizma - **Silvestar Petrov** for travel in Croatia, +385 98 959 7680, and **Karlo Brunović** for content of the training course, +385 92 3380 291.